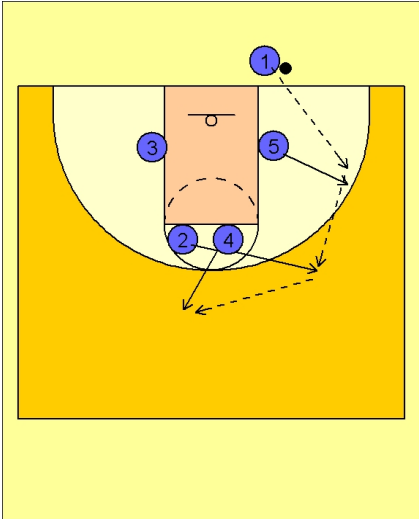




### Ob under (10)

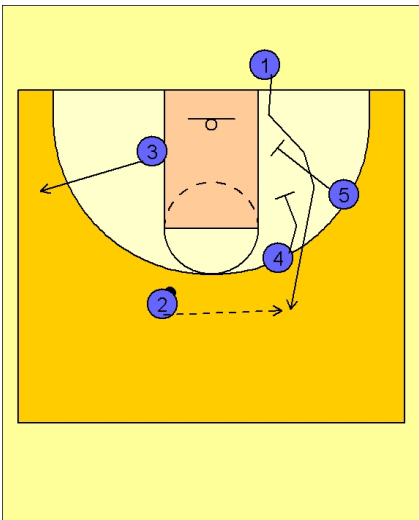


#### Michigan State OB Under vs. Man

Play starts with #5 breaking out to the right wing.

#1 enters the ball to #5 on the right wing.

#4 and #2 time there cuts so that they can get open to receive the next pass from #5.

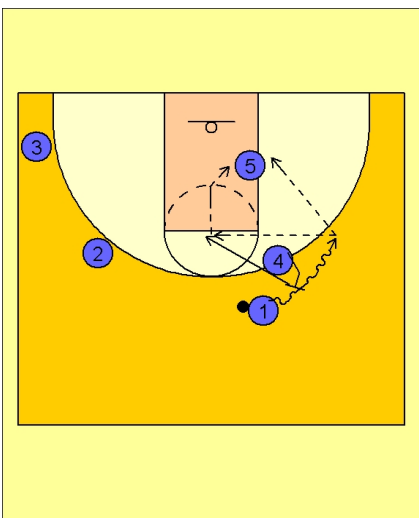


#### Michigan State OB Under vs. Man

Once #2 receives the ball on top, #4 and #5 set a double screen for the shooter, #1, coming in from out of bounds.

#3 on the left low block, pops out to the left wing.

#2 passes to #1 on the top right side.



#### Michigan State OB Under vs. Man

If #1 does not get the shot, #4 ball screens for #1. #1 drives the ball off the screen and will look for the shot or dump the ball into the low post player #5.

#4 screens and rolls into the high post.

#1 can look to hit #4 at the FT line for the shot or #4 can dump the ball down into #5.